

SKUTT KILNS

AUTOMATIC KILN LINE

Simple: Enter your choice of cone, speed of firing, and start the kiln.

Sophisticated: Enter your personal program of up to eight steps. Each step can include rate of climb, ending temperature, and holding time. Store up to six different programs. No cones, no hassle, no problem.

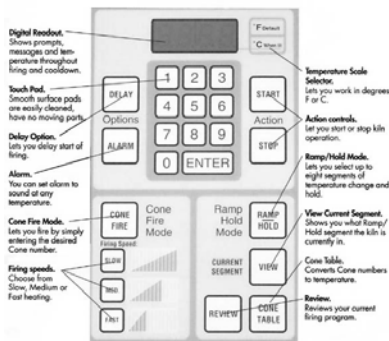
Model	Phase	Volts	Amps	Wire Size	Breaker	NEMA Receptacle	Width	Depth	Cone	Ship Weight	APM Elements Upgrade	Price
KM-1227-3	1	240	48	6	60	6-50	28.13"	27"	8	410#	645.00	\$3300.00
KM-1222-3	1	240	48	8	50	6-50	28.13"	22"	10	365#	565.00	3025.00
KM-1218-3	1	240	48	6	60	6-50	28.13"	18"	10	330#	405.00	2790.00
KM-1022	1	240	48	6	60	6-50	23.50"	22"	10	270#	530.00	2500.00
KM-1022-3	1	240	48	6	60	6-50	22.50"	22"	10	300#	530.00	2600.00
KM-1027	1	240	48	6	60	6-50	23.38"	27"	10	240#	600.00	2785.00
KM-1027-3	1	240	48	6	60	6-50	22.38"	27"	10	270#	600.00	2865.00
KM-1018	1	240	39.4	6	60	6-50	23.38"	18"	10	200#	405.00	2250.00
KM-1018-3	1	240	39.4	6	60	6-50	22.38"	18"	10	225#	405.00	2350.00
KM-818	1	240	26.7	8	40	6-50	17.5"	18"	10	145#	340.00	1670.00
KM-818-3	1	240	26.7	8	40	6-50	16.5"	18"	10	160#	340.00	1730.00
KM-822	1	240	33.4	8	50	6-50	17.5"	22"	10	165#	425.00	1790.00
KM-822-3	1	240	33.4	8	50	6-50	16.5"	22"	10	180#	425.00	1850.00
KM-714	1	240	20	10	30	14-30	14.38"	13.5"	6	95#	260.00	1375.00
KM-614-3	1	115	20	10	30	5-20	11.0"	13.5"	6	88#	260.00	1280.00

***MODELS KM-1227-3, 1222-3, 1027, 1027-3, 1022, and 1022-3 are available in 3 phase wiring. \$50.00 Specify at time of order.

ALL 10 and 12 sided kilns now come standard with the NEW SKUTT LID LIFTER.

Lid Lifter Upgrade kit (10 sided kilns are \$300.00 & 12 sided kilns are \$310.00)

KilnMaster control features.



- CONVENIENT
- FLEXIBLE
- ACCURATE
- DELAYED START
- RAMP/HOLD
- SIX PROGRAM CAPACITY
- POWER FAILURE DETECTION
- VARIABLE RATE OF CLIMB
- ALARM FEATURE
- TWO YEAR LIMITED WARRANTY

KM-1 Wall Mounted Controller	208/240 Volt	1 phase	50 Amp	12# shipping	\$915.00
	208/240 Volt	3 phase	40 Amp	12# shipping	\$960.00
KM-2 Wall/Desk Mounted Controller	120 Volt	1 phase	15 Amp	12# shipping	\$440.00

Rolling Stands for: 12-sided kilns are \$330.00 10-sided kilns are \$315.00 8-sided kilns are \$260.00

Cone 10 test kiln	Phase & Volts	Watts	Amps	Wire Size	Breaker	NEMA Receptacle	Width	Depth	Cone	Ship Weight	Cubic Feet	APM Price	Price
Glazetech	1/240	4000	17	12	20	6-20	14.5"	9"	10	130#	1.1	\$150.00	\$1260.00
Glazetech	1/208	4000	20	10	30	6-30	14.5"	9"	10	130#	1.1	\$150.00	\$1260.00

SKUTT KILNS

MANUAL KILN LINE

For manually controlled kilns you can select a model for every need - school, home artist, or the professional studio. A blank ring will add 4½" in height to any model KS kiln except for the KS-614-3. This lowers the maximum temperature to cone 1, but gives added capacity for your greenware firing.

- Standard Features:**
- Stainless steel jacket
 - 2 year limited warranty
 - Exposed, pinned elements
 - Peep hole plugs
 - Dawson Kiln Sitter
 - Sectional construction
 - Hinged, louvered, air cooled switch box
 - Multi-sided design to eliminate hot spots
 - Stand with no-mar foot pads
 - UL and CSA listing on most models
 - 2 handles on each section for easy lifting
 - Reversible top and bottom slabs

All kilns stocked by AARDVARK CLAY include a Safety Limit Timer in addition to the above features.

ALL 10 and 12 sided kilns now come standard with the NEW SKUTT LID LIFTER.

Lid Lifter Upgrade kit - 10 sided kilns are **\$300.00** & 12 sided kilns are **\$310.00**

Model	Phase	Volts	Amps	Wire Size	Breaker	NEMA Receptacle	Width	Depth	Cone	Ship Weight	APM Elements Upgrade	Price
KS-1227-3	1	240	48	6	60	6-50	28.13"	27"	8	400#	645.00	\$3095.00
KS-1027	1	240	48	6	60	6-50	23.38"	27"	10	290#	600.00	2590.00
KS-1027-3	1	240	48	6	60	6-50	22.38"	27"	10	320#	600.00	2665.00
KS-1018	1	240	39.4	6	50	6-50	23.38"	18"	10	250#	405.00	2040.00
KS-1018-3	1	240	39.4	6	50	6-50	22.38"	18"	10	275#	405.00	2140.00
KS-818	1	240	27.8	8	40	6-50	17.5"	18"	10	145#	340.00	1355.00
KS-818-3	1	240	26.7	8	40	6-50	16.5"	18"	10	160#	340.00	1420.00
KS-818-P-3	1	240	21.7	10	30	6-50	17.5"	18"	8	145#	340.00	1420.00
KS-714	1	240	20	10	30	14-30	14.38"	13.5"	8	95#	260.00	1135.00
KS-614-3	1	115	20	10	30	5-20	11"	13.5"	6	88#	260.00	1000.00
KS-609	1	115	17	10	20	5-15	11"	9"	6	66#	N/A	825.00

*Pinto has a built in pyrometer. No kiln sitter or timer on the Pinto

Analog Pyrometer 0-2500 F. Type K thermocouple with wall mounted meter **\$140.00**

NOTES:

- Model 818-P was designed for the porcelain artist. The elements fire more slowly to prevent blistering and to ensure that the porcelain reaches optimum maturity. For more capacity, add a 4½" blank ring or order with a permanent 9" wired ring.
- A stock number followed by -3 (such as 818-3) indicates that the kiln is built with full 3 inch walls rather than the standard 2 1/2" brick.
- 208 volt wiring is available at no extra charge. Special order.
- **3 phase wiring is available at a cost of \$295.00. Special order.**
- Above kilns may be special ordered without Limit Timer. Deduct \$70.00 from list price.

SKUTT KILNS

PRODUCTION KILN LINE

This new line of kilns was specifically designed to meet the need of tile makers, production oriented studios, and small manufacturers. The added size and power of the KM-1231 PK allows the operator to increase capacity while decreasing firing time. Productivity is dramatically improved.

Decrease Firing Time:

- Redesigned elements to draw more power
- Upgraded components to handle additional power
- Plug is eliminated and the kiln is direct or "hard wired"

Decrease down time:

- Mercury relays are more expensive but out-last conventional relays
- Type K thermocouple replaced with encapsulated, longer lasting thermocouple
- Extra heavy gauge wiring to prolong life of kiln
- **OPTIONAL APM** elements - last approximately twice as long as standard elements


Increase precision:

- Three different types of elements
- Hottest elements at top and bottom
- Gradual decrease in heat from top/bottom to middle, eliminates the hot mid-section

Model	Depth	Amps	Ship Weight	Price with Standard Elements	Price with APM Elements*
KM1231-3 PK - 240 volt/1 phase	31"	72	450#	4010.00	4705.00
KM1231-3 PK - 240 volt/3 phase	31"	44.5	450#	4010.00	4705.00
KM1227-3 PK - 240 volt/1phase	27"	60	400#	3895.00	4540.00
KM1227-3 PK - 240 volt/3 phase	27"	40	400#	3870.00	4515.00

* APM elements are advertised by the wire manufacturer as having at least twice the life of standard elements.

Above kilns all have a diameter of 28 inches, are 240 volts and have cone 10 temperature ratings.



THE SKUTT OVAL KILN

When you are looking for an oval kiln you want a great performer, and the Skutt KM1627-3 PK delivers. It offers the performance, power and features you need, to get the job done right.

It's Big. Whether you work with large pieces or loads of small ones, the huge 18.5 cubic foot capacity of the KM1627-3 PK handles them all. And Skutt's exclusive lightweight fiber lid and base insert improve heat distribution.

It's Powerful. At 23,600 watts, the KM1627-3 PK has the power to deliver cone 10 temperatures as quickly or as slowly as you need. Skutt's industrial-quality electrical components are engineered to handle whatever you throw at it with a minimum of downtime.

It's Easy to use. Skutt has engineered in plenty of features to make the KM1627-3 PK easy to use, and incredibly versatile. Multiple **zone controls**, an electronic touch pad, lightweight lid are standard; several options are available as well.

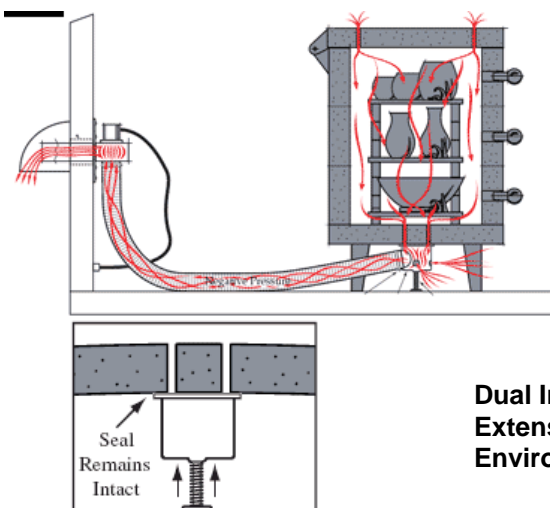


KM1627-3 PK OVAL

Model	Opening	Depth	Cone	Volts	Amps	Wire Size	Breaker	NEMA Receptacle	Ship Weight	APM Elements Upgrade	Price
KM-1627-3PK	46" x 30.75"	27"	10	240v 3phase	66	4	85	Direct Wired	535#	1310.00	\$6425.00
Lid Lifter Upgrade is \$600.00											

EnviroVent 2 Ventilation System

\$475.00



VENT 2 KILNS W/ 1 MOTOR. The new 140 CFM Motor allows you to vent 2 kilns up to 12 cubic feet each, or one kiln between 12 and 24 cubic feet, with one EnviroVent 2 Motor.

NO HEAT AND NO VIBRATION. Wall or floor mounted. This moves the vent motor away from under the kiln so the motor is no longer exposed to the heat and can no longer transfer any vibration into the kiln.

SPRING LOADED PLENUM CUP RETAINS SEAL THROUGHOUT FIRING. The kiln floor moves upward at higher temperatures. The spring loaded cup follows the floor ensuring a tight seal throughout the firing process.

NEGATIVE PRESSURE MEANS NO LEAKING. Since the vent pulls the air through the duct work instead of pushing it, fumes can not be pushed into the room through a leak in the duct work.

- Dual Intake Kit** For 2 small kilns or a kiln of 12-24 cubic feet. **\$150.00**
- Extension Kit** 8' x 3" ducting used to extend original duct. **\$32.00**
- EnviroLink** **\$98.00**

SKUTT GLASS KILN LINE

Designed by Glass Artists

The Glass Master Controller is the product of years of research. We asked artists and glass manufactures all over the country what features they would like to see in a controller. The result is a controller that's extremely easy to program and offers the flexibility of a wide array of innovative features.

Model	Phase	Inside Dimensions	Cubic Feet	Max Temp F	Volts	Amps	Ship Wt.	Lid Lifter	Wire Size	Breaker Size	NEMA Receptacle	\$ Price
HotStart Pro + kit	1	15"w x 6.5"t	.6	1700	115	15	100 lbs	N/A	12	20	5-15	975.00
GP706	1	15"w x 6.5"t	.6	1650	115	15	66 lbs	N/A	12	20	15-15	775.00
FireBox 8	1	8"w x 8"d x 4.5"t	.17	2000	115	15	42 lbs	N/A	12	20	5-15	510.00
FireBox 8x4LT	1	8"w x 8"d x 4.5"t	.17	2000	115	15	42 lbs	N/A	12	20	5-15	750.00
FireBox 8x6LT	1	8"w x 8"d x 6"t	.22	2250	115	15	58 lbs	N/A	12	20	5-15	780.00
FireBox 14	1	14.5"w x 6.5"t	.8	1700	115	15	105 lbs	N/A	12	20	5-15	1045.00
GM10F	1	9"w x 9"t x 10"L	.45	1800	115	15	82 lbs	N/A	12	20	5-15	1090.00
GM10F with optional bead door												1180.00
GM814	1	17.5"w x 13.5"t	2	1800	240	27.8	130 lbs	N/A	8	40	6-50	1585.00
GM818	1	17.5"w x 18"t	2.6	1800	240	27.8	150 lbs	N/A	8	40	6-50	1720.00
GM1014	1	23.5"w x 13.5"t	3.5	1800	240	34	174 lbs	275.00	8	40	6-50	1795.00
GM1018	1	23.5"w x 18"t	4.6	1800	240	39.4	196 lbs	275.00	6	50	6-50	2050.00
GM1214-3	1	28"w x 13.5" t	5	1800	240	42	275 lbs	Standard	6	60	6-50	2560.00
GM1214-3	3	28"w x 13.5" t	5	1800	240	29	275 lbs	Standard	8	40	15-50	2610.00
GM1227-3	1	28"w x 27" t	9.9	1800	240	48	351 lbs	standard	6	60	6-50	3370.00
GM1227-3	3	28"w x 27" t	9.9	1800	240	29.3	351 lbs	standard	8	40	15-50	3420.00
GM1414	1	24.5"w x 13.5"t x 41.5" long	6.7	1800	240	34.7	305 lbs	445.00	6	50	6-50	2460.00
GM1414	1	24.5"w x 13.5"t x 41.5" long	6.7	1800	208	40	305 lbs	445.00	6	50	6-50	2460.00
GM1414	3	24.5"w x 13.5"t x 41.5" long	6.7	1800	240	20	305 lbs	445.00	10	30	15-50	2510.00
GM1414	3	24.5"w x 13.5"t x 41.5" long	6.7	1800	208	23.1	305 lbs	445.00	10	30	15-50	2510.00
GM22CS	1	24.5"w x 13.5"t x 23.5" long	4.5	1800	240	31	270 lbs	standard	8	40	6-50	3080.00
GM22CS	3	24.5"w x 13.5"t x 23.5" long	4.5	1800	240	17.9	270 lbs	standard	10	30	15-50	3130.00

GM1414 & GM22CS are available with optional quartz viewing window - \$80.00 charge.

Optional Lid Lifter available on GM1414 - \$600.00 (factory installed only).

Optional Lid Lifter available on 10 sided kilns are \$300.00 and 12 sided kilns are \$310.00.

GMLT (GlassMaster LT 2 Controller) Automatic Upgrade for existing 120v manual kilns 15 amps or under.

\$430.00

